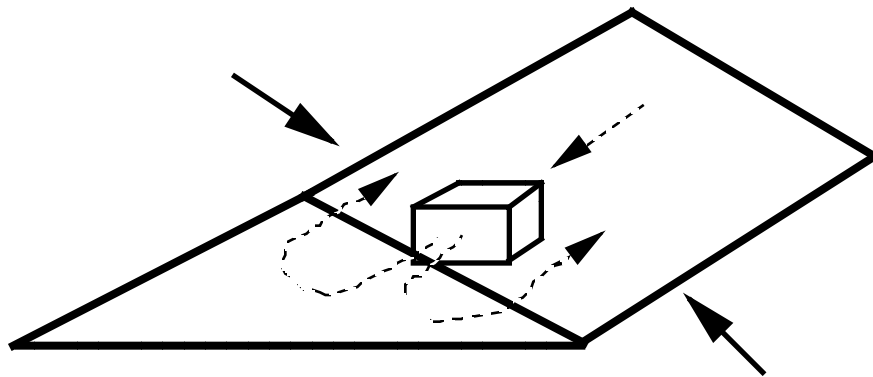
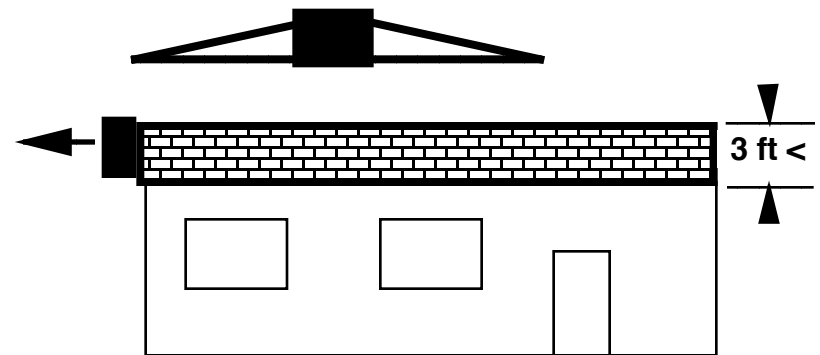


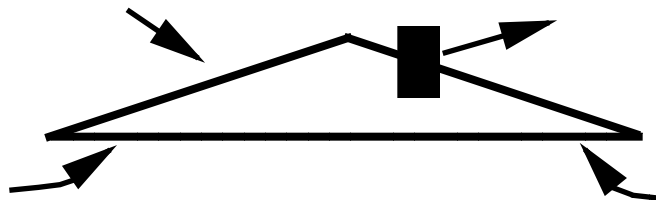
Installation Methods



PREFERRED: INSIDE ATTIC & HORIZ
(With a circular airflow pattern)



ALTERNATE METHOD: GABLE MOUNT
(Inadequate internal attic height)



ALTERNATE METHOD: ON ROOF MOUNT
(Where desired & structure permits)

- PCS1 CAN BE MOUNTED IN ANY POSITION
- INSTALLATIONS OTHER THAN HORIZONTAL MUST PROVIDE FOR CONDENSATE COLLECTION AND DRAIN OFF OR EVAPORATION.
- ALL EXTERIOR INSTALLATIONS MUST PROVIDE FOR A GOOD SEAL BETWEEN THE PCS1 COIL AND THE ATTIC AREA.
- INSTALLATIONS SHOULD BE IN THE MAIN ATTIC AREA WITH A SQ FT OF CEILING AREA EQUAL TO OR > THAN THE SIZE OF THE POOL.
- INSTALLATION OBJECTIVE IS TO DRAW AIR FLOW FROM UNDER AND ACROSS THE ROOF WHERE THE HEAT IS LOCATED.